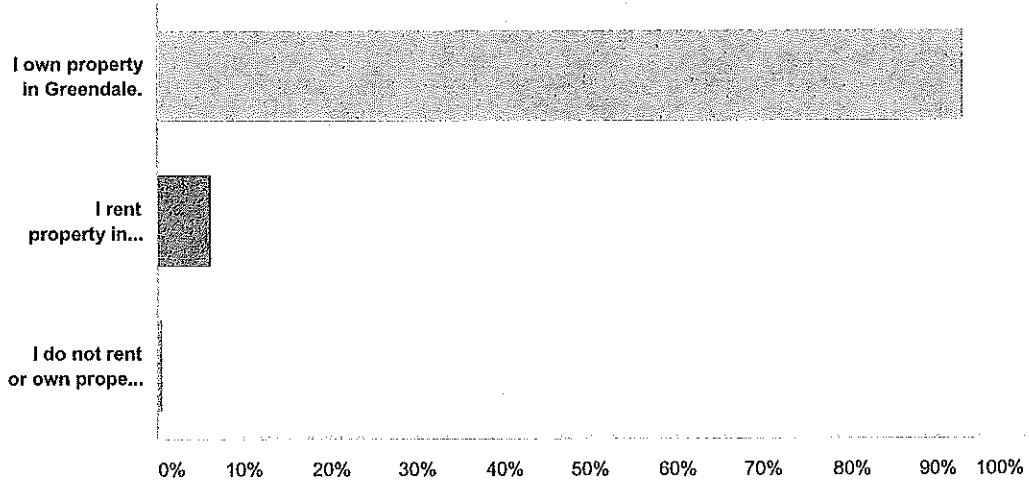


**Q1 Indicate the response that describes you.**

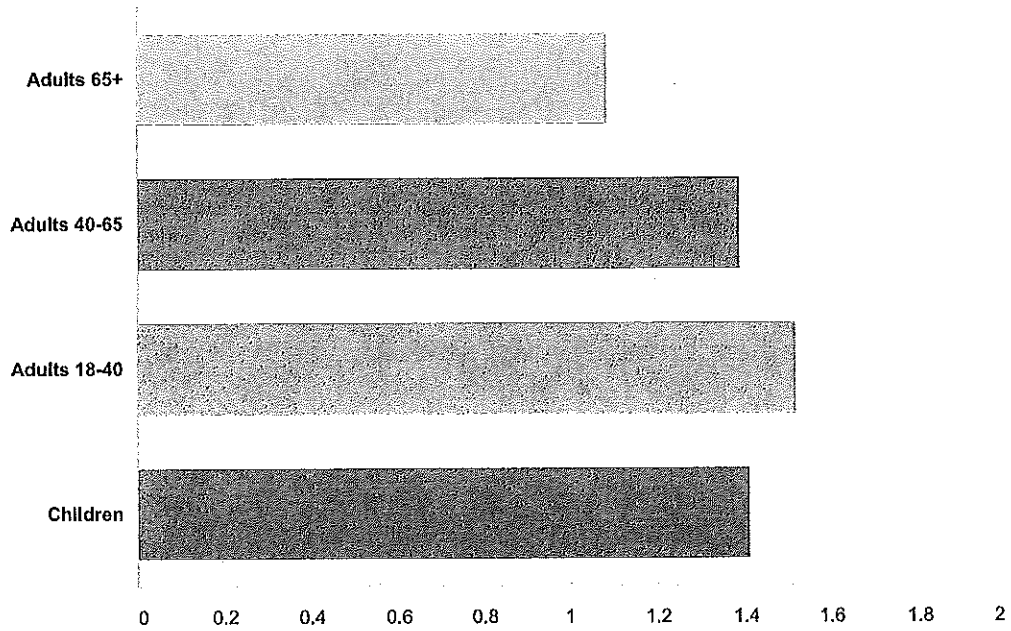
Answered: 333 Skipped: 0



Answer Choices	Responses	
I own property in Greendale.	93.09%	310
I rent property in Greendale.	6.31%	21
I do not rent or own property in Greendale.	0.60%	2
<b>Total</b>		<b>333</b>

**Q2 Please enter the number of people in your household for each age category.**

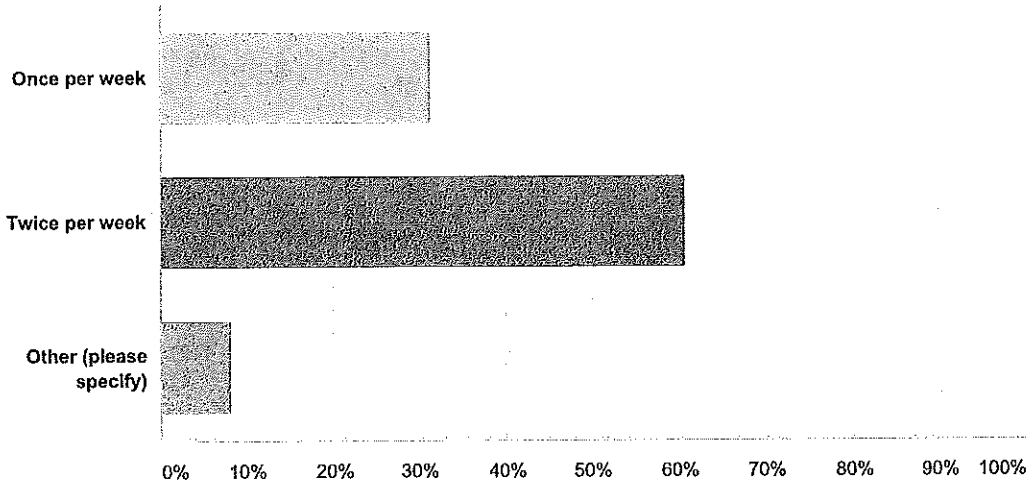
Answered: 330 Skipped: 3



Answer Choices	Average Number	Total Number	Responses
Adults 65+	1	155	143
Adults 40-65	1	306	220
Adults 18-40	2	237	156
Children	1	179	127
<b>Total Respondents: 330</b>			

**Q3 How often does your household usually put trash out for collection?**

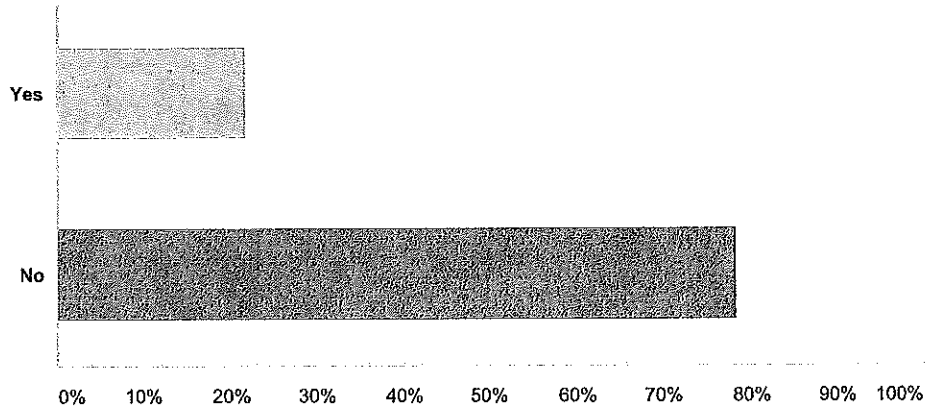
Answered: 333 Skipped: 0



Answer Choices	Responses	
Once per week	31.23%	104
Twice per week	60.66%	202
Other (please specify)	8.11%	27
<b>Total</b>		<b>333</b>

**Q4 Are you willing to pay more than \$20.00 per month to continue to have twice weekly trash collection?**

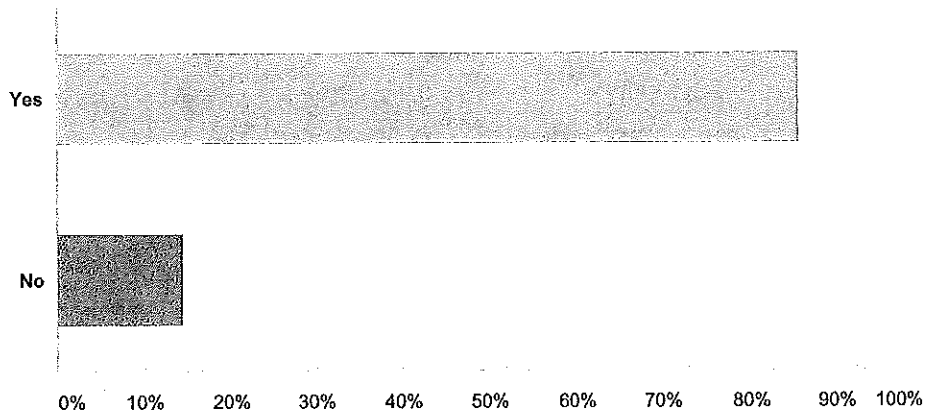
Answered: 333 Skipped: 0



Answer Choices	Responses	
Yes	21.62%	72
No	78.38%	261
<b>Total</b>		<b>333</b>

**Q5 Would you participate in a curbside recycling program if one was available?**

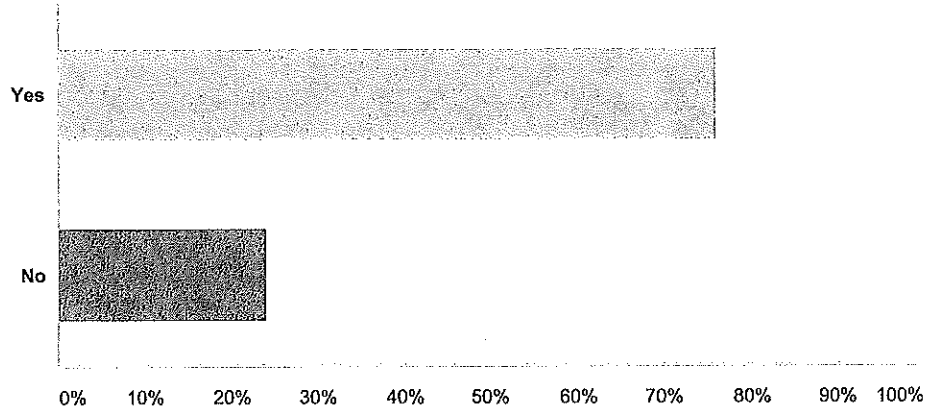
Answered: 328 Skipped: 5



Answer Choices	Responses	
Yes	85.67%	281
No	14.33%	47
<b>Total</b>		<b>328</b>

**Q6 Are you willing to continue paying \$20.00 per month to receive once weekly trash collection and once weekly recycling collection?**

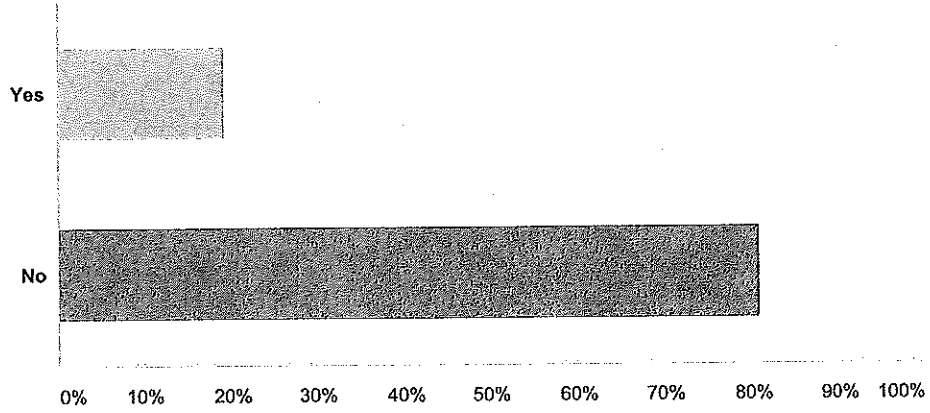
Answered: 333 Skipped: 0



Answer Choices	Responses	
Yes	75.98%	253
No	24.02%	80
<b>Total</b>		<b>333</b>

**Q7 Are you willing to pay more than \$20.00 per month to receive once weekly trash collection and once weekly recycling collection?**

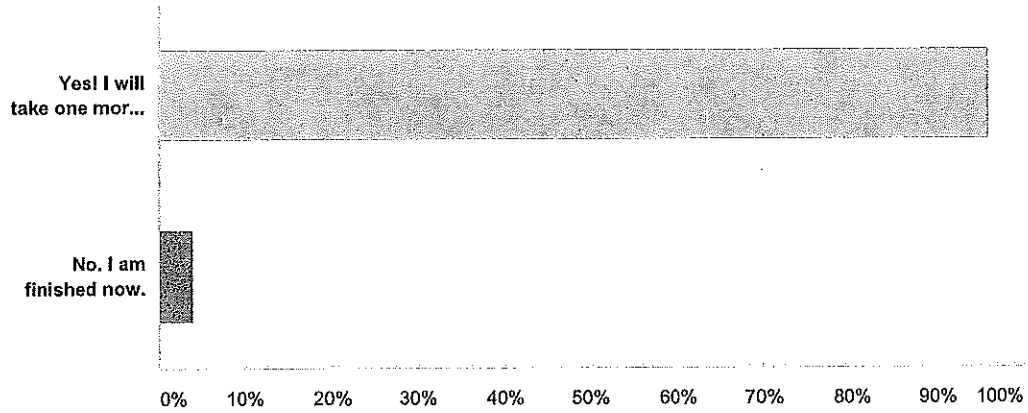
Answered: 333 Skipped: 0



Answer Choices	Responses	
Yes	19.22%	64
No	80.78%	269
<b>Total</b>		<b>333</b>

**Q8 Are you willing to answer a few more questions to help improve recycling services in Greendale?**

Answered: 332 Skipped: 1

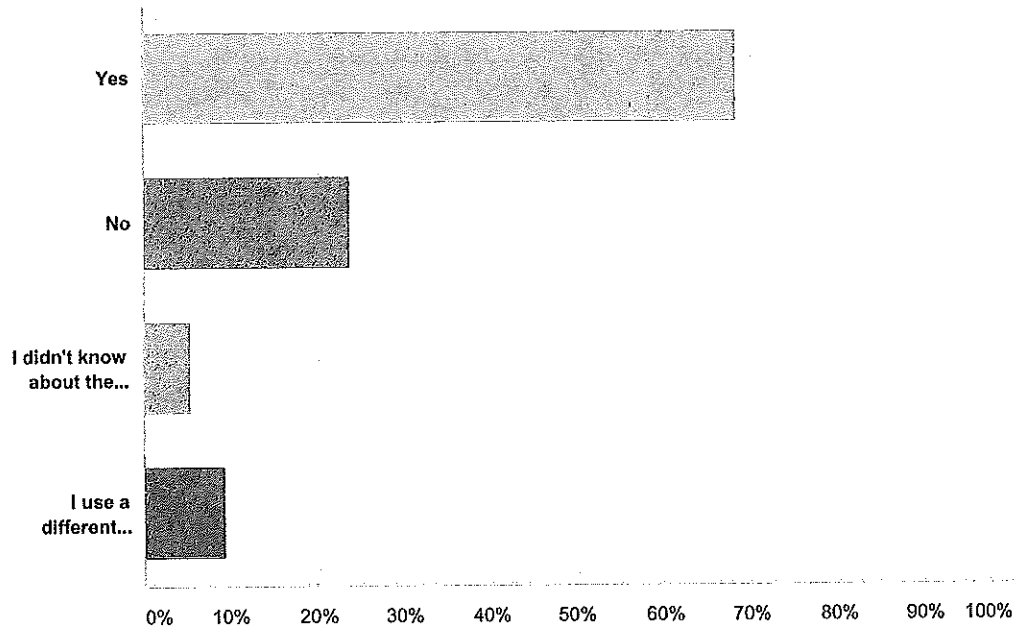


Answer Choices	Responses	
Yes! I will take one more minute to help.	96.08%	319
No. I am finished now.	3.92%	13
<b>Total</b>		<b>332</b>



**Q9 Does your household currently use the recycling drop-off location on Rand Ave. near Greendale Park?**

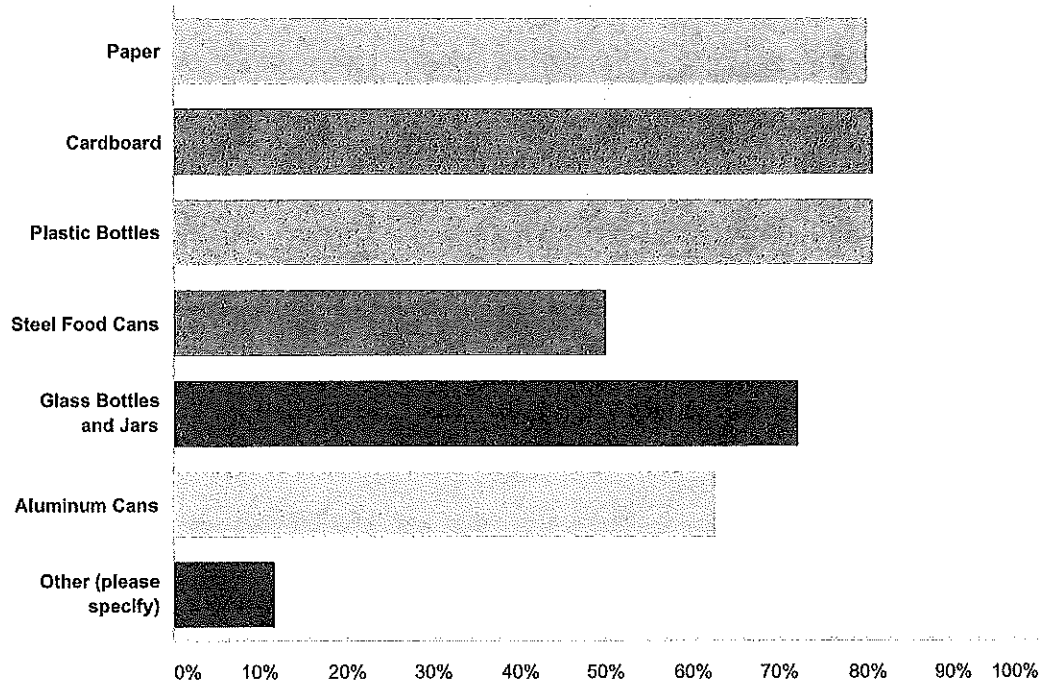
Answered: 318 Skipped: 15



Answer Choices	Responses	
Yes	68.55%	218
No	23.90%	76
I didn't know about the recycling drop-off location in Greendale.	5.35%	17
I use a different drop-off location.	9.43%	30
<b>Total Respondents: 318</b>		

### Q10 Which materials does your household currently recycle?

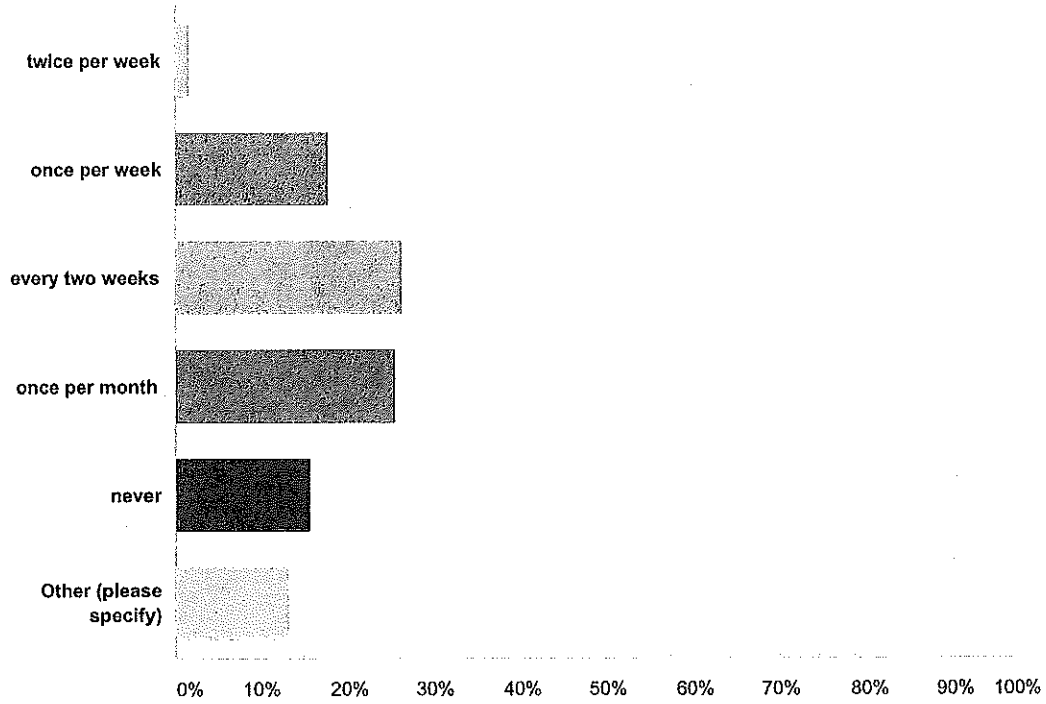
Answered: 281 Skipped: 52



Answer Choices	Responses	Count
Paper	80.07%	225
Cardboard	80.78%	227
Plastic Bottles	80.78%	227
Steel Food Cans	50.18%	141
Glass Bottles and Jars	72.24%	203
Aluminum Cans	62.63%	176
Other (please specify)	11.74%	33
<b>Total Respondents: 281</b>		

### Q11 How often does your household take recyclable items to a drop-off location?

Answered: 311 Skipped: 22



Answer Choices	Responses	
twice per week	1.61%	5
once per week	17.68%	55
every two weeks	26.37%	82
once per month	25.40%	79
never	15.76%	49
Other (please specify)	13.18%	41
<b>Total</b>		<b>311</b>

**Q12 Please provide any additional comments you would like to share.**

Answered: 151 Skipped: 182